



The Alberta Gaming and Liquor Commission (AGLC) is responsible for the licensing and regulation of charitable gaming in Alberta. In accordance with the *Criminal Code* (Canada), the *Alberta Gaming and Liquor Act*, Gaming and Liquor Regulation, and AGLC policies, the AGLC's mandate is to:

- License, regulate and monitor gaming and liquor activities in Alberta;
- Define operating policies and procedures for gaming and liquor activities;
- Ensure integrity and social responsibility in the operation of gaming and liquor activities;
- Collect gaming and liquor revenue;
- Ensure business and program operations run efficiently and effectively;
- With industry and government, develop and implement programs and services to address problem gambling and promote responsible alcohol consumption; and
- Communicate to gaming and liquor stakeholders accurate and timely information.

Only licensed charitable or religious groups may conduct charitable gaming activities in Canada. This annual review provides information and reporting on the charitable aspects of Alberta's gaming model including:

- What is charitable;
- The Gaming Information for Charitable Groups (GAIN) program;
- Which groups are eligible for gaming licences;
- How to become a charitable gaming licensee;
- How charitable gaming funds are used;
- The amount generated by charities from each gaming activity; and
- How the province maintains the integrity of gaming activities.

All the reference material cited in this publication, such as specific terms and conditions for each gaming activity, is available on the AGLC website at aglc.ca.

The charitable component of the gaming model provides charitable and religious groups with the opportunity to benefit directly from gaming activities. Proceeds (revenues less expenses) from licensed charitable gaming events are earned by the charities that conduct the events.

Each year, thousands of charities and religious groups across the province continue to volunteer their time conducting bingos and casinos (table games), selling pull tickets, and holding raffles – activities that contribute valuable dollars to making a difference in Alberta's communities.

Contents

Message from the President and Chief Executive Officer	5
Overview	6
Introduction	8
Eligibility	10
Uses of Proceeds	19
Host First Nation Use of Proceeds	26
Gaming Licences in Effect and Associated Proceeds	28
Bingo	30
Casino	32
Pull Ticket	35
Raffle	37
Licence Fees	39
Contact Information	41
If You Have Questions	42

Message from the President and Chief Executive Officer



Charities play an important role in the fabric of Alberta. Alberta's unique charitable gaming model empowers charities to undertake activities that touch us all. In 2013-14, Alberta charities earned over \$344 million from activities including casinos, bingo, pull tickets and raffles. These dollars funded numerous initiatives from arts programs to religious activities and services for youth.

While the Alberta Gaming and Liquor Commission (AGLC) is the regulator of charitable gaming activities in Alberta, our job is to listen to ensure that charitable gaming activities are provided in a responsible manner and in a way that we can provide the most benefit back to Albertans.

The AGLC also continues to support Alberta's volunteers by offering the Gaming Information for Charitable Groups (GAIN) program. GAIN provides volunteers with a better understanding of the responsibilities and requirements associated with a gaming licence. In 2013-14, program facilitators provided 180 sessions to over 2,100 participants in 56 communities, in addition 229 people enrolled in our GAIN Online training.

This past year the AGLC processed and issued over 15,000 charitable gaming licences. Integrity

of the industry is paramount to the AGLC and through our inspection program, I am pleased to report that in 99.6 per cent of cases, inspectors found charitable gaming activities to be in compliance with legislation and policy. This is a significant achievement given the number of charitable gaming events held.

Finally, I want to acknowledge Alberta's volunteers for the part they play in creating vibrant and healthy communities throughout our beautiful province on a daily basis. Our staff members look forward to working with you to ensure that charitable gaming dollars continue to make a difference in Alberta communities.

Let's continue to work together to create a better tomorrow for all Albertans.

Sincerely,

Original signed by

D.W. (Bill) Robinson
President and Chief Executive Officer

Overview

Charitable gaming revenue to charities¹

In 2013-14, \$344 million was earned by 15,055 charities through charitable gaming activities such as bingos, casinos, pull tickets and raffles.

(\$ millions)	2013-14	2012-13	2011-12	2010-11	2009-10
Casino	249	247	239	231	234
Raffle	66	50	44	39	58
Pull Ticket	20	18	20	18	17
Bingo	13	11	11	12	14
Total Revenue to Charities	344	330	314	300	323

¹ For information on the data contained in the Charitable Gaming to Charities table above please refer to page 7.

Charitable gaming licences issued¹

	2013-14	2012-13	2011-12	2010-11	2009-10
Bingo	1,207	1,246	1382	1400	1514
Casino	3,448	3,430	3,470	3,446	3,447
Pull Ticket	358	375	417	422	437
Raffles over \$10,000	337	285	278	292	302
Raffles under \$10,000 ²	9,705	9,653	7,939	6,341	5,606
Total Charitable Gaming Licences Issued	15,055	14,989	13,486	11,901	11,306

¹ Bingo and Pull Ticket licences are generally in effect for two years. Licences for casinos and raffles are generally for a single event.

² Licences for raffles under \$10,000 are issued from Alberta registry agents on behalf of the Alberta Gaming and Liquor Commission or through the AGLC website at aglc.ca. Groups must have an AGLC internet account to use the online option. For more information about the AGLC internet account please see page 9.

Charitable gaming facilities (as of March 31, 2014)

	2013-14	2012-13	2011-12	2010-11	2009-10
Bingo Facilities					
Association Bingo Facilities	22	27	27	28	31
Private Operator Bingo Facilities	0 ¹	1	1	1	1
Total Licensed Bingo Facilities	22	28	28	29	32
Casino Facilities					
Traditional Casino Facilities	19	19	19	19	19
Host First Nation Casino Facilities	5	5	5	5	5
Total Charitable Gaming Licences Issued	24	24	24	24	24

¹ The Private Operator Bingo Facility ceased operations in November 2013.

Introduction

What is charitable?

To determine what constitutes a charitable or religious object or purpose, these four criteria are used:

- relief of poverty;
- advancement of education;
- advancement of religion; and
- other purposes beneficial to the community.

For further clarification on these four criteria, please refer to the AGLC's Charitable Gaming Policies Handbook available on the AGLC website at aglc.ca.

Charitable groups can apply to participate in four types of licensed gaming activities:

- bingo;
- casino (table games);
- pull tickets; and
- raffle.

Charitable gaming proceeds

Proceeds (revenues less expenses) from licensed charitable gaming events go directly to the charities that conduct the events. The proceeds are used to support community projects and initiatives for non-profit and volunteer organizations throughout Alberta. Charitable and religious groups conducting a casino event keep the proceeds from the table games, less a service fee for the facility operator. In a similar fashion, charities keep all the

proceeds they earn from bingos, raffles and pull ticket sales after operating expenses. A portion of the revenues from casino gaming terminals, electronic bingo and Keno also go to charities. Data is collected from many sources and as such, this report is based on the following data:

- **BINGOS** data is based on the current fiscal year for bingo events conducted at licensed bingo facilities and prior year data for bingo events conducted at community bingo facilities. Data from community bingos with gross sales under \$2,500 is not included.
- **CASINOS** data is based on the current fiscal year. The total amount wagered on casino table games includes the total poker rake from poker table games (Maximum of \$5 per hand) and tournaments (10 per cent). The operator's fee from the poker rake is included under the expense column.
- **PULL TICKET** data is based on the current fiscal year for pull tickets sold at licensed bingo facilities and prior year data for pull tickets sold in all other locations.
- **RAFFLES** data is based on the current fiscal year for raffles with gross sales under \$10,000 and prior year information for raffles with gross sales over \$10,000.

Charitable gaming integrity

All gaming activities must comply with the *Criminal Code* (Canada), the *Alberta Gaming and Liquor Act*, Gaming and Liquor Regulation and AGLC policies. The AGLC is responsible for protecting the integrity and maintaining the accountability of Alberta's gaming activities. To achieve this, the AGLC works with charitable groups and the gaming industry to ensure that everyone who participates in a licensed gaming event has a fair chance to win and that events are carried out in accordance with the policies that govern them. AGLC inspectors visit gaming sites and perform random checks of activities to ensure that rules are being followed. If the rules are not being followed, the inspector prepares a report and informs the group.

Depending on the severity of an infraction, disciplinary action by the Board of the AGLC may take place — ranging from warnings to suspension or cancellation of licences. The AGLC also monitors the gaming industry and charitable gaming licensees to help maintain financial integrity. Audits help ensure that gaming proceeds are used for approved purposes and that gaming operations and record-keeping processes comply with legislative and policy requirements

Reporting requirements

Financial reporting is required for every gaming licence including reporting how gaming proceeds are used. A separate financial report is required for each licence. Groups must account for the proceeds as well as interest, dividends and other income earned on the proceeds. The AGLC mails financial reports to each charity which the group must complete and return within 60 days from the date of mailing.

Gaming proceeds must be used within two years after the proceeds are obtained. Any extension of this period must be approved in advance by the AGLC. If a charity wants to use the proceeds for purposes other than those in its original application, the charity is required to obtain the approval of the AGLC before it spends proceeds on the new purposes. This ensures the proposed new use of proceeds is in accordance with legislation and policies and reflects a use that is charitable or religious in nature. If gaming proceeds are used for unapproved purposes, the AGLC will investigate and may require the funds be returned to gaming accounts. More information about financial reporting is available on the AGLC website at aglc.ca.

Online information

The AGLC provides a variety of licensing services to groups online through a web account. Applying for a web account is easy and, once approved, groups are sent a User ID and password via email. An Internet Account Request Form (Form 5536) is available on the AGLC website at aglc.ca. Once completed, forms may be emailed to gaming.licensing@aglc.ca, mailed or faxed. Once registered for a web account, groups can do the following online:

- view their gaming licence(s);
- view their consolidated bank account information;
- view their current registration contact list;
- view their current “Use of Proceeds” information;
- register for GAIN sessions; and
- submit their financial report (for raffles under \$10,000).

Eligible charitable and religious organizations can also now apply for raffle licences under \$10,000 online using their AGLC internet account, or through Alberta Registry Agents. The online option is provided at no cost.

Social Responsibility

The AGLC is committed to ensuring the gaming industry in Alberta is operated in a socially responsible manner. By providing information and resources to those people who choose to gamble, the AGLC ensures they have the information they need to make informed decisions which supports the development of healthy and sustainable gambling environments.

We work collaboratively with industry, government and stakeholders to provide information and support to charitable gaming staff, groups and patrons. The AGLC has Responsible Gambling Information Centers in gaming facilities across Alberta that offer responsible gambling information and support to gaming staff and patrons.

The AGLC also offers responsible gambling training programs such as: *Deal Us In* for Casino and Racing Entertainment Centre (REC) staff and *A Good Call* for staff in licensed bingo facilities. Information on all of the AGLC’s responsible gambling programs that help prevent and reduce gambling-related harm are available on the AGLC website at aglc.ca.

Eligibility

What groups are eligible?

The *Criminal Code* (Canada) requires that groups participating in charitable gaming are charitable or religious in nature and that the proceeds be directed to charitable or religious purposes. The province's *Gaming and Liquor Act*, *Gaming and Liquor Regulation*, and charitable gaming policies establish the standards for conducting gaming activities; this includes which groups may be eligible for gaming licences and how they may use gaming proceeds. There are three key components the AGLC considers when assessing a group's eligibility for gaming licensing:

- **STRUCTURE** Is it broad-based and democratic?
- **PROGRAM DELIVERY** How long have programs or services been offered? How do the group's programs or services benefit the community?
- **USE OF PROCEEDS** How will the money be spent? Only non-profit groups are eligible for charitable gaming licences.

In addition, eligible groups must:

- have a broad-based volunteer membership;
- have an executive democratically chosen from its membership;
- have unpaid members, directors or officers;
- have programs which benefit a large segment of the community, not the individual members' self interest;
- have members who are responsible for establishing, maintaining control of and delivering the group's programs; and
- be incorporated (except for raffles with a total ticket value of \$10,000 or less).

For casino event applicants, an active record of program delivery for the previous 24 months is required. For bingo applicants and applicants for a raffle with a total ticket value of more than \$100,000, an active record of program delivery for the previous 12 months is required. The record of program delivery requirement is to ensure eligible groups have pre-existing support in the community and do not rely solely on gaming proceeds for program delivery. Gaming proceeds are intended to supplement the charitable activities of eligible groups rather than serve as a primary source of funding. For a summary of the different eligible group types, please see the Eligible Groups Summary beginning on page 11

Eligible groups summary

There is a wide variety of different types of groups that are eligible to participate in charitable gaming.

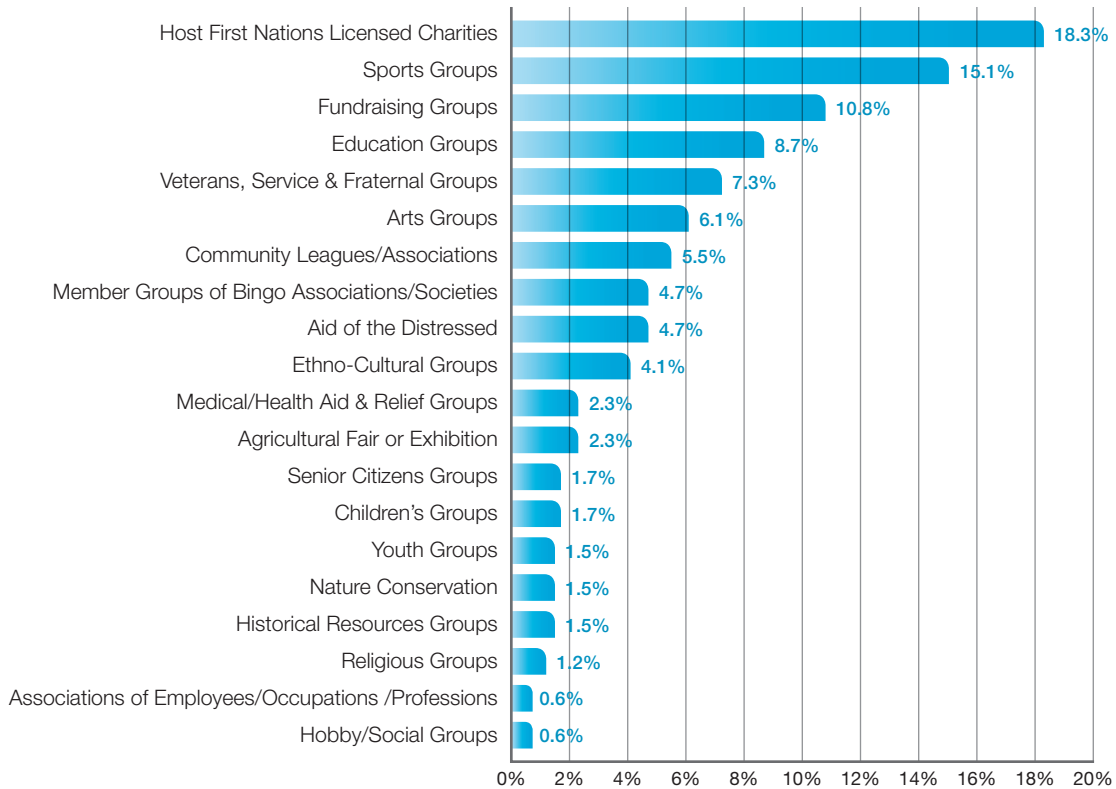
Agricultural Fair or Exhibition	Groups registered under the <i>Alberta Societies Act</i> or <i>Agricultural Societies Act</i> that conduct annual fairs, exhibitions, rodeo or chuck wagon events.
Aid of the Distressed	Groups with identified specific issues of social concern that actively work to address these issues by providing a social service and/or educational program. Examples include food banks or facilities that house victims of violence.
Arts	Non-profit groups that actively deliver an arts program or activity to the public in the visual, literary, media, and performing arts.
Associations of Employees, Occupations or Professions	A group of employees or groups founded upon a common occupation or profession with membership open to the general public. The group's primary purpose is to provide charitable programs or services that benefit the community. Groups formed by employees or upon a common occupation or profession, structured principally for self-help, personal benefit or the welfare of their membership are ineligible.
Chamber of Commerce/Board of Trade	Chamber of Commerce or Board of Trade groups in municipalities where a service club or community league or association does not exist. The chamber or board serves the purpose of operating community programs or services.
Children's Groups	Groups that deal with children and have identified specific issues of social concern and actively address these issues, such as day care facilities. Commercial enterprises are ineligible.
Community Leagues/Associations	Groups incorporated as community leagues/associations or groups that provide the same types of functions as community leagues/ associations.
Education	Volunteer educational groups within or affiliated with schools or educational institutions that enhance the educational opportunities of students.
Ethno-Cultural	Groups identifying themselves with a specific ethnic or cultural origin that preserve or enhance their heritage, traditions, and cultures by offering educational programs or cultural activities to the community.
Fundraising Groups	Groups such as foundations and "friends of" groups incorporated to aid and support the charitable work of hospitals, schools and libraries (that is, they aid and support establishments or institutions which are ineligible for licensing due to statutory or policy limitations).
Governance (Arm's Length)	Groups that deliver programs for community service or public benefit and show a clear separation in funding and governance from publicly-funded programs. Examples include youth, family and community service associations
Historical Resources	Groups engaged in activities that provide the general public with access to historical resources, such as museums and historical book committees.
Hobby/Social	Groups whose programs provide education and information programs to members of the public. Examples include quilting associations and orienteering clubs. Groups primarily established to serve or further the self interest of its members through pursuit of leisure time activities based upon hobby, recreational, or social activities are ineligible.

Liaison	Groups that provide public education or counselling programs, liaise with government, and present a balance of the range of views on particular issues of public concern. Examples include groups that represent specific cultures or environmental concerns.
Medical/Health Aid and Relief	Groups whose primary purpose is to assist those afflicted with a specific physical or mental disorder. Includes groups that support medical research, health care facilities or support groups for those who are handicapped. Hospitals, health centres and for-profit medical facilities are ineligible.
Nature Conservation	Groups at the community or regional level that promote nature conservation through educational programs or the operation of public facilities.
Non-Profit	A non-profit group ineligible for a gaming licence as a charity or religious group may be eligible for a licence to conduct a small raffle with a total ticket value of \$5,000 or less.
Promotional	A group that provides a charitable or religious program or service which results in a community benefit, and engages in promotional activities to increase public awareness and participation in its programs or services.
Related Groups	Branches, subsidiaries, auxiliaries, or groups similarly affiliated with a charity are considered related to a charity. Either the principal or affiliated group may be licensed for a bingo or casino event at a time.
Religious	Religious groups such as churches, parishes, congregations, and lay groups involved in furthering religious principles or objectives.
Senior Citizens	Groups that provide programs and services to assist seniors in the community.
Sports	Sports groups at the community or regional level that promote a charitable objective through the delivery of a structured and developmental amateur sports program to the public. The sports program may be based on individual or team play. Adult sports groups that provide a youth component in the same sport may be eligible.
Umbrella Groups	A group that provides support to other charitable groups and is responsible for direct active delivery of charitable or religious programs to the community. Includes umbrella groups with joint responsibility with charitable groups for the direct delivery of programs or services to the general public, and contributes resources needed to deliver these programs and services, for example, governing bodies of eligible amateur sports leagues.
Veteran, Service and Fraternal	Groups established based on a national charter and whose general objectives relate to activities that provide community benefit. The auxiliaries of such groups may also be eligible for licensing. For example: legions, fraternal orders, etc.
Youth	Groups that provide youth development programs and services in the community, such as the teaching of leadership, citizenship and community development skills

Proceeds by licence category

<i>(\$ millions) Categories of Charitable Groups</i>	Proceeds Earned in 2013-14	Proceeds Earned in 2012-13	Proceeds Earned in 2011-12
HOST FIRST NATION LICENSED CHARITIES Proceeds earned by Host First Nation Licensed Charities at Host First Nation Casino events. Used to support charitable objectives and purposes of the Host First Nation communities.	\$ 63	\$ 62	\$ 57
SPORTS GROUPS Competitive amateur sports such as minor hockey and swimming	52	49	48
FUNDRAISING GROUPS Groups such as foundations and 'friends' of groups formed to support charitable work	37	25	23
EDUCATION GROUPS Purchase of special learning or athletic equipment	30	28	29
VETERANS, SERVICE & FRATERNAL GROUPS Veteran, fraternal, service and other organizations established by a statute or international/national charter	25	21	22
ARTS GROUPS Performing, visual and literary arts, including art galleries, dance, choral, theatre, marching and school bands	21	21	19
COMMUNITY LEAGUES/ASSOCIATIONS Groups incorporated as community leagues or associations	19	18	17
MEMBER GROUPS OF BINGO ASSOCIATIONS/SOCIETIES Licences for pull tickets sold in licensed bingo facilities are issued in the name of the bingo association or bingo society. The proceeds are pooled monthly among the member groups of the bingo association/society who are required to use their proceeds on charitable and religious purposes	16	20	17
AID OF THE DISTRESSED Groups addressing specific social issues by providing a social service or education program	16	19	16
ETHNO-CULTURAL GROUPS Offering educational or cultural programs/activities to preserve or enhance heritage, traditions and culture	14	12	15
MEDICAL/HEALTH AID & RELIEF GROUPS Groups helping those with a specific physical or mental disorder	8	11	10
AGRICULTURAL FAIR OR EXHIBITION Annual fairs, exhibitions, rodeo or chuckwagon events registered under the Alberta Societies Act or Agricultural Societies Act	8	6	8
SENIOR CITIZENS GROUPS Organizations with majority membership of 60 years of age and older	6	8	5
CHILDREN'S GROUPS Groups addressing specific issues of social concern related to children	6	6	6
YOUTH GROUPS Organizations providing programming for young people	5	5	4
NATURE CONSERVATION Promoting nature conservation through educational programs or the operation of public facilities	5	5	4
HISTORICAL RESOURCES GROUPS Activities that provide the public with access to historical resources	5	4	4
RELIGIOUS GROUPS Churches, parishes, temples, synagogues, and auxiliary groups supporting religious activities	4	4	4
ASSOCIATIONS OF EMPLOYEES/OCCUPATIONS/PROFESSIONS Groups with a primary purpose to provide charitable programs or services that benefit the community	2	3	3
HOBBY/SOCIAL GROUPS Education and information programs for members of the public	2	3	3

2013-14 Proceeds by licence category



Obtaining a licence

To participate in charitable gaming activities, groups that meet the eligibility requirements must first apply for a charitable gaming licence. Charitable gaming licence forms are available on the AGLC website at aglc.ca. Licence forms can also be obtained by calling the AGLC toll-free at 1-800-272-8876 or 780-310-0000.

A separate application is required for each licence type (bingo, casino, raffle or pull ticket) and supporting documents must be attached. Completed forms can be faxed to the AGLC at 780-447-8912 or mailed to:

Alberta Gaming and Liquor Commission
 Compliance and Social Responsibility Division
 50 Corriveau Avenue
 St. Albert, Alberta T8N 3T5

Once an application is received, the information is reviewed to determine if the group is eligible for a charitable gaming licence. The eligibility of all applicants is based on the eligibility criteria for organizational structure, program delivery and use of gaming proceeds as outlined in the Charitable Gaming Policies Handbook, which is available on our website at aglc.ca.

Groups are encouraged to ensure their applications provide as much detail as possible and that the applications are complete. If eligibility cannot be determined by a review of the information provided in the submitted application, additional information may be requested and an AGLC representative may meet with the group or conduct other inquiries to complete a more detailed eligibility review.

The AGLC works to review and process all applications for gaming licences within 12 weeks of receipt of a complete application. Processing applications and determining eligibility may take longer if the submitted application information is incomplete or a more detailed review is required to determine eligibility.

Once a group is determined eligible to conduct gaming events, the AGLC provides information specific to conducting events in accordance with terms and conditions.

Information for charitable groups

The AGLC offers information sessions for groups seeking information on charitable gaming in Alberta. Gaming Information for Charitable Groups (GAIN) sessions are free information seminars that provide volunteers of charitable and religious groups with the opportunity find out about charitable gaming activities and ask questions. GAIN continues to be very well received and in 2013-14 program facilitators provided 180 sessions in 56 communities to over 2,100 participants in addition to 229 people who enrolled in the new GAIN Online training.

GAIN information sessions cover:

What you need to know before a gaming event:

- legislative and regulatory requirements of charitable gaming in Alberta;
- eligibility for gaming licences;
- the licensing application process;
- eligible use of proceeds; and
- requirements to hold a charitable gaming event.

What you need to know during a gaming event:

- conduct of a gaming event – bingo, casino, pull ticket, and raffle.

What you need to know after a gaming event:

- Financial reporting requirements.

GAIN sessions are offered for the following four topics:

- use of gaming proceeds sessions;
- combined charitable gaming licensing and use of proceeds sessions;
- casino sessions; and
- special sessions, (e.g., conference and convention presentations), available upon request.

For information about the GAIN program, phone 780-447-7499 or 1-866-307-7499 or visit the AGLC's website at aglc.ca.

Use of proceeds

Proceeds raised from charitable gaming activities must be used for approved charitable or religious purposes. Part of the revenue may be used to pay for prizes and other expenses related to operating the event. The remainder of the gaming proceeds must be used for the charitable or religious purposes stated in the charitable group's licence application.

To change the use of proceeds, groups are required to submit a written request to the AGLC in advance, and if approved, the group's licence will be updated accordingly. Once a group has held its event, gaming proceeds must be deposited into a separate gaming account. With prior approval from the AGLC, groups may consolidate all gaming proceeds into a single account if the group conducts more than one type of event (e.g. bingo and casino). A group has two years to use gaming proceeds from the time it receives the proceeds. If a group requires an extension of the two year period, a request for extension must be submitted to the AGLC prior to the 24 month deadline, along with a supporting business plan.

The business plan must include:

- a written explanation as to why the proceeds will accumulate beyond 24 months;
- any other sources of revenue associated with the planned project or event;
- a list of expenditures associated with the planned project or event; and
- timelines for the anticipated disbursement of the accumulated proceeds.

Bingo licensees that operate at halls with electronic bingo also receive a portion of the proceeds from electronic bingo and Keno through Alberta Lottery Fund payments. Gaming proceeds also include interest, dividends or other income earned.

Starting on the next page is a list of allowable uses of gaming proceeds. For more information, please check the Charitable Gaming Policies Handbook or Host First Nation Charitable Casino Policies Handbook on the AGLC website at aglc.ca or contact the Compliance and Social Responsibility Division of the AGLC (contact numbers are listed on page 41).

Allowable uses of proceeds summary

The following table is provided as a high level overview of the types of allowable uses of proceeds and is not intended to provide all ineligible uses of proceeds. For additional information on specific allowable uses of proceeds, please check the Charitable Gaming Policies Handbook at aglc.ca or contact the Compliance and Social Responsibility Division of the AGLC (contact numbers are listed on page 41).

Accounting Fees/ Gaming Financial Reports	Licensed groups may use gaming proceeds to hire a professional accountant (CA, CGA, CMA) to prepare gaming financial reports (includes all bingo, casino, pull ticket, raffle, consolidated, supplementary, assistance fund and building account financial reports). Licensed groups may not use gaming proceeds for the preparation of any other financial reports.
Administrative Costs	Administrative costs that are necessary to the delivery of a charitable or religious program or service are eligible uses of gaming proceeds. Approved administrative expenditures shall normally be limited to a maximum cumulative total of 10 per cent of gaming proceeds earned the previous calendar year. Ineligible expenses include food and beverages unless they are part of the charitable program and services, salaries, wages or honorariums for the performance of administrative duties and legal fees.
Assistance Fund	A fund may be established and administered by governing bodies of veterans and service groups to help member groups in financial difficulty.
Bursaries and Scholarships	Gaming proceeds may be donated to a legally established charitable trust fund for the purpose of supporting educational bursaries or scholarships.
Debt Retirement	Gaming proceeds may be used to pay debt incurred in the delivery of a group's approved charitable or religious programs or services. Debt must be incurred as a result of mortgage payments for a public facility or inadvertent expenditures (e.g., emergency repairs to a public facility). Gaming proceeds may not be used to pay any debt incurred from the operation of non-charitable or non religious activities or for the payment of proceeds from one licence to cover losses from another licence unless specifically approved in advance by the AGLC.
Donations within Alberta (\$5,000 or less)	Gaming proceeds may be donated to, or used in support of, charitable or religious groups within Alberta that actively deliver a program or service which provides a community benefit. The donor group must record all donations and the purpose of each donation on its gaming financial report.
Donations within Alberta (in excess of \$5,000)	Gaming proceeds may be donated to, or used in support of, charitable or religious groups within Alberta that actively deliver a program or service which provides a community benefit. Prior approval of the AGLC is required and details of the donations, a statutory declaration and recipient agreement must be provided to the AGLC.
Donations outside of Alberta but within Canada	Gaming proceeds may be donated to, or used in support of, charitable or religious groups outside of Alberta that actively deliver a program or service which provides a community benefit. These must be in support of disaster/emergency relief, nationally recognized charitable programs that benefit Albertans or medical and educational research programs that may potentially benefit all Canadians. The donation is limited to a maximum cumulative total of 75 per cent of gaming proceeds earned in the previous calendar year for traditional charities and to a maximum cumulative total of \$100,000 or five per cent of proceeds earned in the previous calendar year (whichever is less) for Host First Nation charities. The maximum donation amount for Host First Nation charities may be increased with prior AGLC approval. Licensed groups may not make donations to support projects that would not be approved uses of proceeds within Alberta.

Donations outside of Canada	These donations can only be used for international disaster/ emergency relief and projects in countries the AGLC considers as developing or underdeveloped and countries appearing on the Canadian International Development Agency (CIDA) list of countries or territories eligible for Canadian official development assistance. Other requirements or limitations may also apply. The donation is limited to a maximum cumulative total of 50 per cent of gaming proceeds earned in the previous year for traditional charities and \$50,000 or 2.5 per cent (whichever is less) for Host First Nation charities. The maximum donation amount for Host First Nation charities may be increased with prior AGLC approval. Licensed groups may not make donations to support projects that would not be approved uses of proceeds within Alberta.
Education	Gaming proceeds may be used for the costs of specific educational program(s) or support. This includes a specific educational experience for students which is not principally recreational or social and would otherwise be unavailable, as well as educational equipment and supplies (e.g., audio visual equipment, athletic equipment and musical instruments). Operational or capital budgets of educational institutions or schools, such as employee salaries, wages, building additions and renovations are ineligible.
Emergency Funds	Gaming proceeds may be used to provide relief for individuals or families in personal distress or who are victims of physical disaster. This may include equipment and supplies or the training of volunteers during emergency situations.
Endowment Funds	Gaming proceeds may be used to establish and/or donate to an endowment fund, for supporting approved charitable or religious purposes. Endowment fund contributions are limited to a maximum cumulative total of 50 per cent of the gaming proceeds earned in the previous year. An endowment fund is defined in AGLC policy as a fund where the principal is not normally disbursed and only the investment income, or a portion thereof, is expended.
Equipment	Gaming proceeds may be used to purchase or rent equipment if the equipment is essential to the delivery of the organization's charitable programs or services. Ownership of the items purchased must remain with the licensed group. Items of a personal, social, or promotional nature, equipment or supplies intended to produce income and vehicles used for personal or administrative purposes may not be purchased.
Facility	For groups that provide a public facility, gaming proceeds may be used for the capital, leasehold, rental and operating costs of the facility. This includes: fixtures and furnishings, mortgage, lease or rental payments, utilities, insurance (fire and liability), property taxes, janitorial costs and supplies, repairs and maintenance, and renovations. Licensed groups may not use gaming proceeds for the purchase, maintenance or repair of equipment, furniture or for a facility used for income producing operations or any other activity which appears to be of a commercial nature.

Facility – Maximum 50%	For groups providing a facility with public access and areas for exclusive use of members and guests, up to 50 per cent of gaming proceeds may be used for the cost of the facility, which includes: fixtures and furnishings, mortgage, lease or rental payments, utilities, insurance (fire and liability), property taxes, janitorial costs and supplies, repairs and maintenance, and renovations. The remaining 50 per cent must be applied to other approved uses. Licensed groups may not use gaming proceeds for the purchase, maintenance or repair of equipment, furniture or for a facility used for income producing operations or any other activity which appears to be of a commercial nature.
Officials/Judge Fees	Gaming proceeds may be used for fees for referees, umpires, adjudicators or other positions responsible for officiating or judging a competition (also see 'Sports' in this section).
Promotional Activities	Gaming proceeds may be used for promotional activities designed to increase public awareness and participation in charitable or religious programs. This includes advertising in newspapers, radio, television, posters, signs, pamphlets, letters and internet web pages. Advertising to attract new members, except for yearly membership drives of community and service clubs and promotional activities that benefit a commercial activity are ineligible.
Registration/ Affiliation	Gaming proceeds may be used for registration fees/affiliation fees when related to a charitable or religious group's specific objective.
Rent – Facility	Gaming proceeds may be used for rent of a facility for ice rental, sports fields and stages for performing arts groups (also see 'Sports' and 'Facility' in this section).
Resource Materials	Gaming proceeds may be used for the design, printing, postage, and purchasing costs of resource materials, books, manuals and videos (also see 'Administrative Costs,' 'Education' and 'Promotional Activities' in this section).
Senior Citizen Activities	Gaming proceeds may be used to pay for approved expenditures related to the special needs of senior citizens. Senior citizens are defined in AGLC policy as those 60 years of age or older.
Special Program Support	Gaming proceeds may be used for unique programs pertaining to the organization's program delivery.
Sports	Gaming proceeds may be used to support eligible sports groups, such as rental fees of a facility or a venue for the group's sporting events. Gaming proceeds may be approved to purchase uniforms and equipment as long as these are required for the participation in the sport (see also 'Uniforms/ Costumes' and 'Equipment' in this section). Groups may also use gaming proceeds to pay for the reasonable costs of certifying officials and judges in their sport, including training and education costs. Gaming proceeds may be used to pay for awards such as trophies, plaques and ribbons. Adult sports groups with a youth component must use at least 50 per cent of their gaming proceeds on their youth programs. Gaming proceeds may not be used to purchase uniforms or equipment for personal use or where the group does not own the uniforms or equipment, awards for volunteer appreciation, and providing cash or merchandise prizes or any other prize of value. Adult sports groups who provide programs for adults only are not eligible.

Travel within Alberta	Gaming proceeds can be used to pay travel expenses to conferences, seminars, workshops, clinics, meetings and conventions that are directly related to the group's charitable programs or services. Gaming proceeds can also be used for travel that enriches an educational institution or school's curriculum. Groups involved in activities such as music, dance and drama may use gaming proceeds for travel if the group is participating in a recognized and organized event, such as a competition or festival. Individuals and teams involved in structured and developmental amateur sports may be approved to use gaming proceeds to travel to organized, structured and sanctioned events. Licensed groups may not use gaming proceeds to pay for social or recreational travel or travel of an administrative nature.
Travel outside Alberta	Gaming proceeds may be used for travel required for a group to deliver its programs outside Alberta as either a normal part of the group's activities, or an earned opportunity to go to a higher level of activity. Travel itineraries must be submitted for approval prior to the event. For travel outside of Canada, travel where a similar activity exists in Canada is not eligible.
Uniforms/ Costumes	Gaming proceeds may be used to purchase or rent uniforms or costumes if they are essential to the delivery of the organization's charitable programs or services. Ownership of the items purchased must remain with the licensed group. Items of a personal, social or promotional nature may not be purchased.
Vehicle Purchase/ Repairs/ Operation	Gaming proceeds may be used to purchase or rent vehicles if these are essential to the delivery of the organization's charitable programs or services. The vehicles must be registered and insured in the name of the licensed group. Gaming proceeds may also be used for registration, insurance, repairs and operation. Licensed groups may not use gaming proceeds to pay for vehicle use for the administrative activities of the group or the personal use of any members.
Volunteer Conferences/ Seminars/ Training	Gaming proceeds may be used for events that are primarily organized for educational purposes related to a specific charitable program or service supported by the group or delivered in the community (also see 'Education', 'Travel', and 'Sports' in this section). The payment or reimbursement of wages while attending a conference and conferences, seminars and training that are primarily organized for administrative purposes is not eligible.
Volunteer Expenses	Gaming proceeds may be used to reimburse volunteers for approved expenses incurred while working a gaming event. Eligible volunteer expenses could include transportation costs to and from the gaming event via taxi or bus; or babysitting costs incurred by volunteers while working gaming events. Gaming proceeds may not be used to pay for meals and refreshments following the gaming event and the payment of cash to volunteers and cash vouchers redeemable for cash, goods, or services as payment for volunteering at a gaming event.
Wages, Salaries, Fees for Service and Honorariums	Gaming proceeds may be used to pay salaries, wages, and fees for service or honorariums only if the duties performed are essential to the group's program delivery, the duties are performed by a person with specialized qualifications and the duties cannot be reasonably performed by a volunteer. Gaming proceeds may not be used to pay for administrative duties (with the exception of disabled groups who cannot perform the administrative duties due to the nature of the disability).

Uses of proceeds by charitable groups

Charitable gaming proceeds help support thousands of programs and services provided by charities to their communities. These proceeds are earned by groups that conduct gaming activities. The following table summarizes how charitable and religious groups used the proceeds from gaming activities between 2010-11 and 2012-13. Because charities have two years to use proceeds they earned from gaming events, the proceeds reported in the table below will not equal the proceeds received by charities in those years.

Since charities report on their use of proceeds on an ongoing basis, complete data for 2013-14 is not yet available. Data for 2013-14 will be reported in the 2014-15 Charitable Gaming in Review report. Data for Host First Nation use of proceeds from casino events appears on page 24 of this report, and is not included in the information below.

Uses of charitable gaming proceeds by charitable groups summary

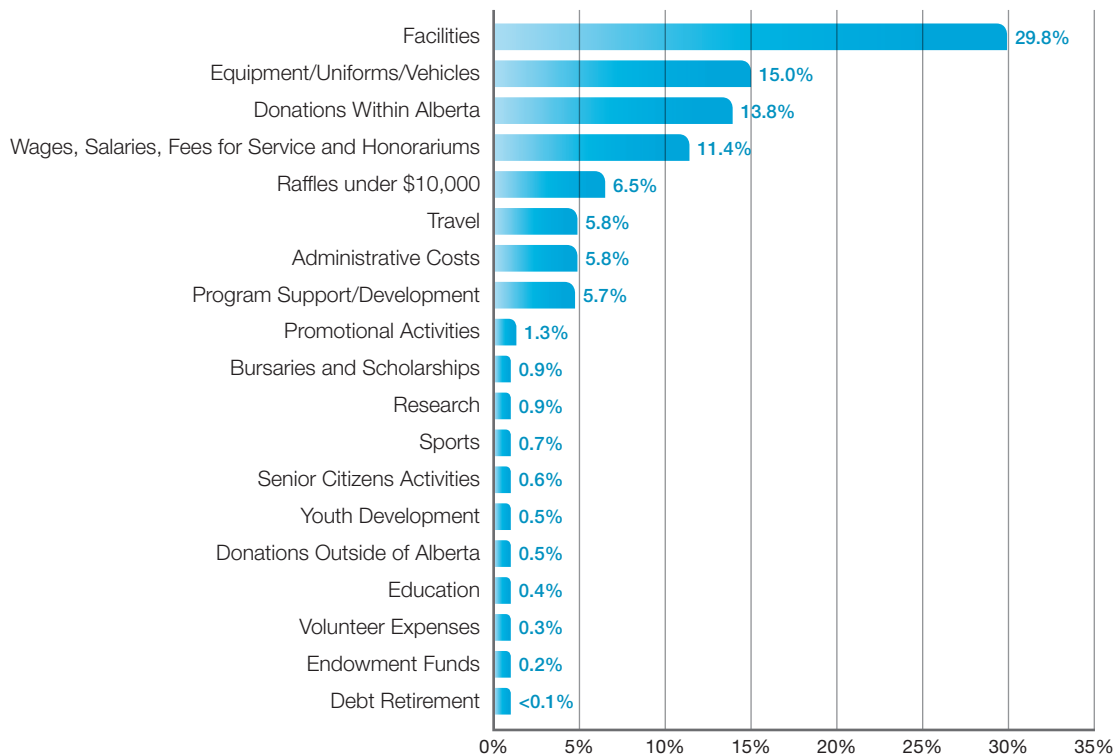
(\$ thousands)	2012-13	2011-12	2010-11
Facilities	\$ 73,981	\$ 83,986	\$ 77,874
Equipment/Uniforms/Vehicles	37,237	42,908	29,114
Donations Within Alberta	34,193	37,700	35,818
Wages, Salaries, Fees for Service and Honorariums	28,318	32,062	30,629
Raffles under \$10,000 ¹	16,128	21,474	15,270
Travel	14,364	16,154	14,599
Administrative Costs	14,298	17,720	17,796
Program Support/Development	14,149	13,437	13,343
Promotional Activities	3,174	3,431	3,899
Bursaries and Scholarships	2,300	2,992	2,480
Research	2,236	2,555	7,008
Sports	1,693	1,991	4,026
Senior Citizens Activities	1,373	2,021	1,818
Youth Development	1,277	1,772	1,783
Donations Outside of Alberta	1,145	1,112	1,181
Education	878	3,641	6,603
Volunteer Expenses	774	1,014	1,373
Endowment Funds ²	540	912	293
Debt Retirement	85	68	122
	\$ 248,143	\$ 286,950	\$ 265,029

¹ Raffle licensees with gross sales under \$10,000 are required to use their proceeds on charitable and religious purposes, however, the data required to report historical information by use of proceeds is not available for this group.

² In 2006-07, the AGLC amended the Charitable Gaming Policies Handbook to permit gaming proceeds to be used to establish or donate to endowment funds.

2012–13 Percent use of proceeds

This chart represents the use of proceeds by charities for the 2012–13 year as charities report their use of proceeds on an ongoing basis and complete data for 2013-14 is not yet available. 2013–14 use of proceeds data will be reported in the 2014–15 Charitable Gaming in Review report.



Host First Nation use of proceeds

Allowable use of proceeds for traditional and Host First Nation (HFN) charities is similar. HFN licensed charities may use proceeds to support specific needs within their communities. For example, housing and infrastructure on reserve land or costs incurred by Elders while performing charitable or religious activities. For complete details on allowable uses of proceeds please see page 17 of this report.

Uses of Host First Nation casino proceeds

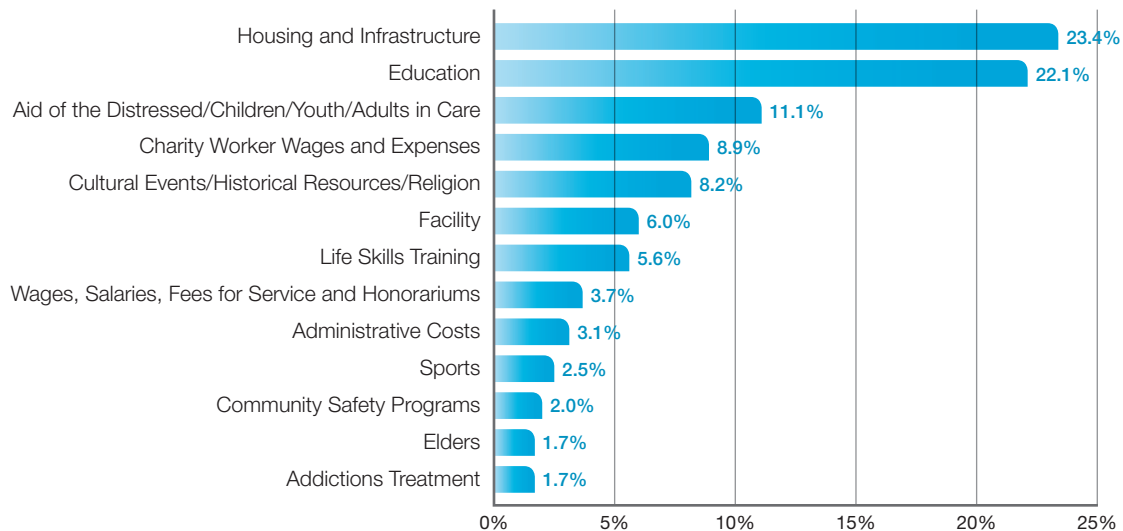
The HFN licensed charity conducts the casino events and the HFN charity and sub-charities receive proceeds from these events. These proceeds help support many programs and services provided to the HFN communities. The following table summarizes how HFN licensed charities and sub-charities used the proceeds from casino events between 2010–11 and 2012–13. As HFN licensed charities and sub-charities have two years to use the funds they earned from casino events, the proceeds reported in the table below will not equal the proceeds received by HFN licensed charities in those years. Since HFN licensed charities report on their use of proceeds on an ongoing basis, complete data for 2013–14 is not yet available. Data for 2013–14 will be reported in the 2014 –15 Charitable Gaming in Review report. Data for the use of proceeds by all other charities appears on page 21 of this report.

Use of Host First Nation casino proceeds summary

(\$ thousands)	2012-13	2011-12	2010-11
Housing and Infrastructure	\$ 11,343	\$ 28,074	\$ 21,135
Education	10,726	10,814	6,882
Aid of the Distressed/Children/Youth/Adults in Care	5,358	4,091	2,663
Charity Worker Wages and Expenses	4,300	4,303	3,937
Cultural Events/Historical Resources/Religion	3,981	2,630	3,229
Facility	2,886	2,569	3,425
Life Skills Training	2,735	1,672	1,824
Wages, Salaries, Fees for Service and Honorariums	1,803	1,562	1,503
Administrative Costs	1,487	1,317	1,404
Sports	1,234	1,222	1,068
Community Safety Programs	981	665	692
Elders	821	0	22
Addictions Treatment	812	451	454
Donations Within Alberta	4	7	44
Debt Retirement	0	261	0
Total	\$ 48,471	\$ 59,638	\$ 48,282

2012-13 Host First Nation percent use of proceeds

This chart represents the use of proceeds by Host First Nation charities for the 2012-13 year as charities report their use of proceeds on an ongoing basis and complete data for 2013-14 is not yet available. 2013-14 use of proceeds data will be reported in the 2014-15 Charitable Gaming in Review report.



Gaming licences in effect and associated proceeds

Licences in effect and sales

A summary of the number of licences in effect to hold events and the proceeds to charities from charitable gaming activities is:

2013–14¹

(\$ thousands)	Charity Licences ²	Total Gross	Prizes/ Winnings	% of Gross	Expenses	% of Gross	Electronic Gaming Proceeds ³	Keno Proceeds ⁴	Proceeds to Charity
Bingos	1,207	\$ 106,874	\$ 69,673	65.2	\$ 33,467	31.3	\$ 7,575	\$ 277	\$ 11,586
Casinos	3,448	1,105,795	891,184	80.6	139,126	12.6	173,352	26	248,863
Pull Tickets	358	82,269	57,457	69.8	6,639	8.1	-	-	18,173
Raffles	10,042	168,236	66,241	39.4	36,160	21.5	-	-	65,835
Total	15,055	\$ 1,463,174	\$ 1,084,555	74.1	\$ 215,392	14.7	\$ 180,927	\$ 303	\$ 344,457

2012–13¹

(\$ thousands)	Charity Licences ²	Total Gross	Prizes/ Winnings	% of Gross	Expenses	% of Gross	Electronic Gaming Proceeds ³	Keno Proceeds ⁴	Proceeds to Charity
Bingos	1,246	\$ 119,496	\$ 77,624	65.0	\$ 37,729	31.6	\$ 8,046	\$ 327	\$ 12,516
Casinos	3,430	1,053,733	853,086	81.0	130,052	12.3	176,534	27	247,156
Pull Tickets	375	85,867	59,862	69.7	6,079	7.1	-	-	19,926
Raffles	9,938	143,840	60,894	42.3	32,630	22.7	-	-	50,316
Total	14,989	\$ 1,402,936	\$ 1,051,466	74.9	\$ 206,490	14.7	\$ 184,580	\$ 354	\$ 329,914

2011–12¹

(\$ thousands)	Charity Licences ²	Total Gross	Prizes/ Winnings	% of Gross	Expenses	% of Gross	Electronic Gaming Proceeds ³	Keno Proceeds ⁴	Proceeds to Charity
Bingos	1,382	\$ 123,949	\$ 80,791	65.2	\$ 40,441	32.6	\$ 8,069	\$ 307	\$ 11,093
Casinos	3,470	1,001,405	814,307	81.3	121,782	12.2	173,763	28	239,107
Pull Tickets	417	83,351	58,028	69.6	5,915	7.1	-	-	19,408
Raffles	8,217	139,013	61,024	43.9	34,025	24.5	-	-	43,964
Total	13,486	\$ 1,347,718	\$ 1,014,150	75.2	\$ 202,163	15.0	\$ 181,832	\$ 335	\$ 313,572

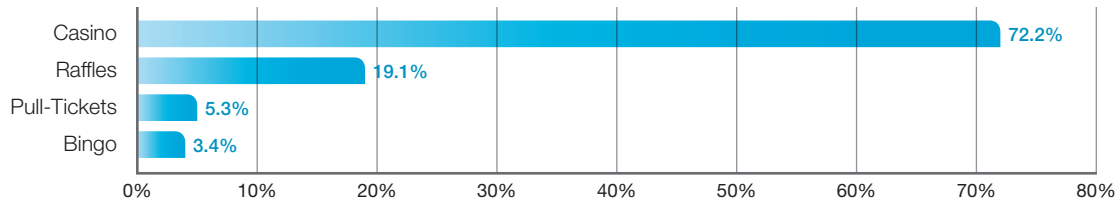
1 For information on the data contained in charitable gaming revenue and to charities, please see page 7.

2 Bingo and pull ticket licences are generally in effect for two years. Licences for casinos and raffles are generally for a single event.

3 Electronic proceeds represent commissions paid to charities and proceeds from electronic bingo distributed through the Alberta Lottery Fund.

4 Keno proceeds include commissions to charities and proceeds distributed through the Alberta Lottery Fund. Includes traditional and First Nations gaming.

2013-14 Proceeds by gaming stream



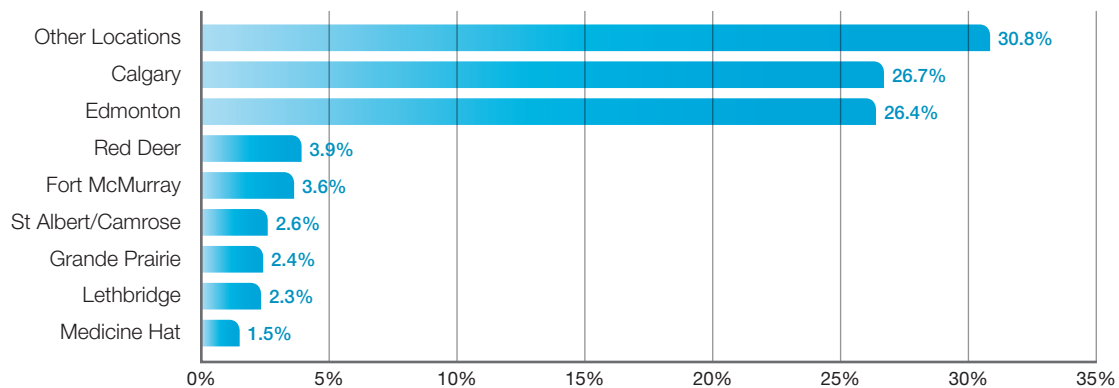
Proceeds by major centre

A summary of licences and events, as well as, net proceeds to charities, by major centre for 2013–14 is:

(\$ thousands)	Charity Licences ²	Total Gross	Prizes/ Winnings	Expenses	Electronic Gaming Proceeds ³	Keno Proceeds ⁴	2013–14 ¹	2012–13
							Proceeds to Charity	Proceeds to Charity
Calgary	3,027	\$ 479,182	\$ 360,261	\$ 72,669	\$ 45,483	\$ 104	\$ 91,839	\$ 89,597
Edmonton	2,895	505,322	393,593	67,874	47,028	74	90,957	88,954
Fort McMurray	431	31,422	24,048	4,699	9,554	1	12,230	12,277
Grande Prairie	545	28,401	20,568	5,593	6,036	0	8,276	8,507
Lethbridge	433	19,202	13,087	3,997	5,632	9	7,759	7,325
Medicine Hat	437	13,926	9,743	2,692	3,624	0	5,115	5,836
Red Deer	764	42,168	29,598	8,735	9,530	26	13,391	13,019
St. Albert/Camrose	696	22,377	16,572	4,574	7,705	3	8,939	8,847
Other Locations ⁵	5,827	321,174	217,085	44,559	46,335	86	105,951	95,552
Total	15,055	\$1,463,174	\$1,084,555	\$215,392	\$180,927	\$ 303	\$ 344,457	\$ 329,914

- 1 For information on the data contained in charitable gaming revenue and to charities, please see page 7 .
- 2 Bingo and pull ticket licences are generally in effect for two years. Licences for casinos and raffles are generally for a single event.
- 3 Electronic proceeds represent commissions paid to charities and proceeds from electronic bingo distributed through the Alberta Lottery Fund.
- 4 Keno proceeds include commissions to charities and proceeds distributed through the Alberta Lottery Fund. Includes traditional and First Nations gaming.
- 5 Includes traditional and First Nations gaming.

2013–14 Proceeds by major centre



Bingo

Highlights

In 2013–14, 1,207 bingo events generated gross revenues of \$106.9 million across the province. Of this amount, \$69.7 million was returned to bingo players as prizes and \$33.5 million was spent by charities for event expenses, leaving net proceeds of \$3.7 million. Charities received an additional \$7.8 million from electronic bingo and Keno proceeds, for a combined total of \$11.6 million.

Overview

In Alberta, charities may conduct bingo in an association, private operator or community bingo facility.

Association Bingo Facility (Class A Licence)

An association bingo facility consists of member charities that are eligible for bingo licensing. The facility operates at least four days a week. The association coordinates bingos for its members. Licensed charities in bingo association halls may be approved to sell pull tickets or offer electronic bingo or Keno. Keno is a provincial lottery ticket product with draws held every five minutes. Minors are not allowed in halls offering electronic bingo or Keno.

The licensed charities provide volunteers for key financial positions during the bingo event, including bingo chairperson, paymaster and special games controller. The following positions must be filled by paid staff: advisor, caller, cashier and security guard. Positions that may be filled by volunteers or paid staff include: hall manager, assistant hall manager, bookkeeper, assistant advisor, sellers/checkers, bingo co-ordinator, pull ticket manager and pull ticket seller(s). Bingo associations pool bingo and Keno proceeds monthly and allocate the proceeds among member charities through a

pool agreement signed by all members according to the number of events per charity. Proceeds from pull ticket sales are pooled monthly. There were 22 bingo association halls in the province as of March 31, 2014. Groups interested in joining a bingo association should contact the AGLC to be placed on a central registry waiting list for their region. Bingo associations seeking new members should contact the AGLC for names of interested charities.

Private Operator Bingo Facility (Class B Licence)

A private operator bingo facility, under contract with the charities of a bingo society, supplies the space and services that enable charities to conduct their licensed bingo events. In keeping with Alberta's charitable gaming model, bingo events held in a Class B facility must be conducted and managed by licensed charities. Like licensed charities in an association bingo hall, licensed charities conducting bingo events in a private operator hall may be approved to sell pull tickets or offer electronic bingo or Keno. Minors are not allowed in halls offering electronic bingo or Keno. The licensed charities provide volunteers for key financial positions during the bingo, including the bingo chairperson, paymaster and special games controller. The following are paid positions of the Class B Operator: hall manager, games manager, caller, cashier, security guard, pull ticket manager and pull ticket seller(s). Additionally, the licensed charity employs an Independent Hall Advisor to assist with the conduct of the bingo event. Seller/Checker positions may be volunteer or paid, as designated by the facility licensee.

Bingo societies pool bingo, Keno and pull ticket proceeds monthly and allocate the proceeds among member charities according to the

number of events per charity. Each society, through a pool agreement signed by all members, must establish one pool for all events. Alberta's only Private Operator Bingo Facility ceased operations in November of 2013. There were no Private Operator Bingo Facilities in operation as of March 31, 2014.

Community Bingo Hall

This category includes bingos held three days per week or less at a small community hall, seniors' centre or church hall. Unlike association bingo, bingos conducted in a community hall are generally conducted by a single charity, so the charity receives all the proceeds from the event. Key positions filled by volunteers include bingo chairperson, bonanza and special games controller, and paymaster. Community bingo licensees may pay a caller and a cashier. There were 232 community bingo licensees in 2013–14.

Bingo proceeds summary

2013–14¹

(\$ thousands)	Charity Licences	Events	Total Gross	Prizes/ Winnings	% of Gross	Expenses ²	% of Gross	Electronic Gaming Proceeds ³	Keno Proceeds ⁴	Proceeds to Charity
Licensed Bingo Facilities										
Calgary	140	3,062	\$ 21,840	13,415	61.4	\$ 8,839	40.5	\$ 2,572	\$ 94	\$ 2,252
Edmonton	254	4,584	31,905	20,826	65.3	11,025	34.6	2,975	66	3,095
All Other Locations	581	7,962	43,144	28,351	65.7	12,581	29.2	2,028	117	4,357
Total	975	15,608	96,889	62,592	64.6	32,445	33.5	7,575	277	9,704
Community Bingo Facilities										
Calgary	11	566	1,491	1,041	69.8	119	8.0	0	0	331
Edmonton	4	134	1,698	917	54.0	297	17.5	0	0	484
All Other Locations	217	4,969	6,796	5,123	75.4	606	8.9	0	0	1,067
Total	232	5,669	9,985	7,081	70.9	1,022	10.2	0	0	1,882
Total All Facilities	1,207	21,277	\$106,874	69,673	65.2	\$ 33,467	31.3	\$ 7,575	\$ 277	\$ 11,586

1 Proceeds for 2013–14 include 2013–14 actual results from licensed bingo facilities and accrued results for community bingo licensees based on 2012–13. See page 7 for additional information.

2 The expenses figure includes net sales (sales less prizes) from electronic bingo. After program expenses are paid, these funds are returned to charities as indicated in the electronic proceeds and total proceeds columns.

3 Electronic proceeds include electronic bingo commissions to charities and proceeds distributed through the Alberta Lottery Fund from electronic bingo available at licensed bingo facilities only.

4 Keno proceeds include commissions to charities and proceeds distributed through the Alberta Lottery Fund. Keno is not available at community bingo facilities.

2012–13¹

(\$ thousands)	Charity Licences	Events	Total Gross	Prizes/ Winnings	% of Gross	Expenses ²	% of Gross	Electronic Gaming Proceeds ³	Keno Proceeds ⁴	Proceeds to Charity
Licensed Bingo Facilities										
Calgary	145	3,082	\$ 22,247	\$13,628	61.3	\$ 9,182	41.3	\$ 2,589	\$ 136	\$ 2,162
Edmonton	282	4,847	33,724	21,809	64.7	11,560	34.3	3,121	74	3,550
All Other Locations	604	9,734	50,239	33,494	66.7	15,736	31.3	2,336	117	3,462
Total	1,031	17,663	\$106,210	\$68,931	64.9	\$ 36,478	34.3	\$ 8,046	\$ 327	\$ 9,174
Community Bingo Facilities										
Calgary	10	643	\$ 1,699	\$ 1,201	70.7	\$ 176	10.4	\$ -	\$ -	\$ 322
Edmonton	3	215	1,609	917	57.0	241	15.0	-	-	451
All Other Locations	202	5,776	9,978	6,575	65.9	834	8.4	-	-	2,569
Total	215	6,634	\$ 13,286	\$ 8,693	65.4	\$ 1,251	9.4	-	-	\$ 3,342
Total All Facilities	1,246	24,297	\$119,496	\$77,624	65.0	\$ 37,729	31.6	\$ 8,046	\$ 327	\$ 12,516

1 Proceeds for 2012–13 include 2012–13 actual results from licensed bingo facilities and accrued results for community bingo licensees based on 2011–12. See page 7 for additional information.

2 The expenses figure includes net sales (sales less prizes) from electronic bingo. After program expenses are paid, these funds are returned to charities as indicated in the electronic proceeds and total proceeds columns.

3 Electronic proceeds include electronic bingo commissions to charities and proceeds distributed through the Alberta Lottery Fund from electronic bingo available at licensed bingo facilities only.

4 Keno proceeds include commissions to charities and proceeds distributed through the Alberta Lottery Fund. Keno is not available at community bingo facilities.

2010–11¹

(\$ thousands)	Charity Licences	Events	Total Gross	Prizes/ Winnings	% of Gross	Expenses ²	% of Gross	Electronic Gaming Proceeds ³	Keno Proceeds ⁴	Proceeds to Charity
Licensed Bingo Facilities										
Calgary	122	2,446	\$ 17,251	\$10,966	63.6	\$ 7,519	43.6	\$ 1,843	\$ 120	\$ 729
Edmonton	293	5,406	37,389	24,341	65.1	13,162	35.2	3,016	70	2,972
All Other Locations	686	10,028	55,049	35,759	65.0	18,706	34.0	3,210	117	3,911
Total	1,101	17,880	\$109,689	\$71,066	64.8	\$ 39,387	35.9	\$ 8,069	\$ 307	\$ 7,612
Community Bingo Facilities										
Calgary	17	853	\$ 2,451	\$ 1,769	72.2	\$ 228	9.3	\$ -	\$ -	\$ 454
Edmonton	3	105	1,506	837	55.6	227	15.1	-	-	442
All Other Locations	261	5,775	10,303	7,119	69.1	599	5.8	-	-	2,585
Total	281	6,733	\$ 14,260	\$ 9,725	68.2	\$ 1,054	7.4	\$ -	\$ -	\$ 3,481
Total All Facilities	1,382	24,613	\$123,949	\$80,791	65.2	\$ 40,441	32.6	\$ 8,069	\$ 307	\$ 11,093

1 Proceeds for 2011–12 include 2011–12 actual results from licensed bingo facilities and accrued results for community bingo licensees based on 2010–11. See page 7 for additional information.

2 The expenses figure includes net sales (sales less prizes) from electronic bingo. After program expenses are paid, these funds are returned to charities as indicated in the electronic proceeds and total proceeds columns.

3 Electronic proceeds include electronic bingo commissions to charities and proceeds distributed through the Alberta Lottery Fund from electronic bingo available at licensed bingo facilities only.

4 Keno proceeds include commissions to charities and proceeds distributed through the Alberta Lottery Fund. Keno is not available at community bingo facilities.

Casino

Highlights

In 2013–14, casino table games in Alberta generated gross revenues of \$1.11 billion and returned nearly \$891 million in prizes to players. Charities paid \$139 million in event expenses to casino facility operators, advisors, trustees and others for services related to table games. Charities received \$75.5 million from casino table gaming. An additional \$173.4 million from casino gaming terminals and Keno was provided to charities, for a total of \$248.9 million.

Overview

In Alberta, casino gaming is conducted in traditional casinos and Host First Nation casinos and includes table games and casino gaming terminals. Casino facilities in Alberta are licensed by the AGLC. As of March 31, 2014, there were 24 permanent casino facilities consisting of 19 traditional casinos and 5 Host First Nation casinos.

Traditional casinos

In traditional casinos, the casino operator provides the facility, gaming expertise and gaming materials (cards, tables, chips, etc.) for the event. Charities require a licence from the AGLC to conduct the casino event. Generally, a casino event hosted by a charity runs for two days. The charity provides volunteers for key financial positions during the event and earns proceeds from the table games. The volunteer positions are: general manager, banker, cashier, count room supervisor, chip runner and count room staff (counter, sorters, amalgamator). The casino facility provides a casino games manager who is directly responsible to the charity's general manager. The casino games manager supervises the games area in the casino and ensures that activities follow the Casino Terms and Conditions & Operating Guidelines. Licensed charities also hire independent casino advisors to help them with their event. Net proceeds (sales less prizes and event expenses) from table games are pooled and distributed to the participating charities quarterly. Volunteers have no direct role in the operation of casino gaming terminals during the casino.

The *Criminal Code* (Canada) requires a provincial authority to manage electronic gaming devices. In Alberta, the AGLC manages electronic gaming. Charities receive a 15 per cent commission on net sales from casino gaming terminals during their casino events. The facility operator also earns a 15 per cent commission and the remaining 70 per cent is transferred to the Alberta Lottery Fund after AGLC's operating costs are deducted. Charities receive a five per cent commission on gross sales from Keno. The facility operator also earns a five per cent commission on gross sales from Keno and a two per cent commission on redemptions. The remainder is transferred to the Alberta Lottery Fund after AGLC operating costs and prize liabilities are deducted.

For more information about the Alberta Lottery Fund, see albertalotteryfund.ca. Charities are required to hold casino events in a facility within their designated region in the province. For example, only licensed charities in Edmonton and Calgary and charities that operate province-wide may hold casinos in those cities. A charity in a rural area may conduct events at the nearest regional casino facility. The only exception is the Century Casino in Calgary, which serves charities in nearby rural communities. All proceeds from charitable casino events, including casino gaming terminals net proceeds, are pooled quarterly by region and divided among the charities involved during the time period.

Host First Nation Casino

The Host First Nation (HFN) is the casino facility operator and provides the facility, gaming expertise and gaming materials (cards, tables, chips, etc.) for the event. The HFN licensed charity also requires a licence from the AGLC to conduct the casino event. Generally, HFN licensed charities are issued a licence for 364 one-day casino events. The HFN and the HFN licensed charity are two separate and distinct organizations. Proceeds from HFN casinos support charitable and religious purposes in the HFN community. HFN licensed charities may provide proceeds to sub-charities, if the sub-charity's proposed use of proceeds comply with the policies set out in the Host First Nation Charitable Casino Policies Handbook.

Table games

The HFN licensed charity receives the net proceeds (sales less prizes and event expenses) from table games. Government receives no revenue from table games.

For each dollar of casino gaming terminals proceeds in a traditional casino:



70¢ to the Alberta Lottery Fund (ALF)

15¢ goes to the charity

15¢ goes to the casino operator

For each dollar of casino gaming terminals proceeds in a Host First Nation casino:



70¢ to the Alberta Lottery Fund (ALF) **15¢** goes to the Host First Nation charity **15¢** goes to the casino operator (Host First Nation)



40¢ to the First Nations Development Fund (FNDF) Grant Program (less FNDF operating expenses) **30¢** goes to other ALF initiatives



30¢ to Host First Nation via a grant process **10¢** to other Alberta Host First Nation via a grant process

Casino gaming terminals

Charity workers have no direct role in the operation of casino gaming terminals during the casino. The Criminal Code requires a provincial authority to manage electronic gaming devices.

Alberta Lottery Fund (ALF) allocation (70%) from casino gaming terminals in HFN casinos after the AGLC's operating costs are deducted is split:

- 40% to the First Nation Development Fund (FNDF) Grant Program
- 30% to other ALF initiatives

The 40% FNDF portion is allocated via a grant process:

- 30% to the HFN
- 10% to other First Nation across Alberta

FNDF grants may be allocated for economic, social and community development projects.

The HFN licensed charity receives a five per cent commission on gross sales from Keno. The HFN (casino facility operator) also earns a five per cent commission on gross sales from Keno and a two per cent commission on redemptions. The remainder is transferred to the Alberta Lottery Fund after AGLC operating costs and prize liabilities are deducted. For more information about the Alberta Lottery Fund, see albertalotteryfund.ca.

The FNDF Grant Program is a Government of Alberta lottery grant program available exclusively to First Nation Band Councils in Alberta. The FNDF Grant Program is supported by a portion of revenues from government-owned casino gaming terminals located in Host First Nation Casinos in Alberta.

Casino proceeds summary

2013–14

(\$ thousands)	Charity Licences	Total Gross ¹	Prizes/ Winnings	% of Gross	Expenses	% of Gross	Electronic Gaming Proceeds ²	Keno Proceeds ²	Proceeds to Charity
Traditional Casinos									
Calgary	1,087	\$ 392,597	\$ 315,170	80.3	\$ 49,532	12.6	\$ 42,911	\$ 10	\$ 70,816
Edmonton	911	407,725	336,089	82.4	44,322	10.9	44,053	8	71,375
All Other Locations	1,445	107,858	84,522	78.4	20,366	18.9	40,383	3	43,356
Total	3,443	\$ 908,180	\$ 735,781	81.0	\$ 114,220	12.6	\$ 127,347	\$ 21	\$ 185,547
First Nations Casinos									
All Locations	5	\$ 197,615	\$ 155,403	78.6	\$ 24,906	12.6	\$ 46,005	\$ 5	\$ 63,316
Total All Facilities	3,448	\$ 1,105,795	\$ 891,184	80.6	\$ 139,126	12.6	\$ 173,352	\$ 26	\$ 248,863

1 Includes the total amount wagered on table games including the total poker rake from poker games (Maximum of \$5 per hand) and tournaments (10 per cent). The operator's fee from the poker rake is included under the expense column.

2 Electronic proceeds and Keno are the commissions paid to charities from electronic gaming.

2012–13

(\$ thousands)	Charity Licences	Total Gross ¹	Prizes/ Winnings	% of Gross	Expenses	% of Gross	Electronic Gaming Proceeds ²	Keno Proceeds ²	Proceeds to Charity
Traditional Casinos									
Calgary	1,081	\$ 386,689	\$ 312,640	80.9	\$ 46,963	12.1	\$ 44,167	\$ 9	\$ 71,262
Edmonton	906	370,617	306,551	82.7	39,947	10.8	45,715	6	69,840
All Other Locations	1,438	105,390	84,436	80.1	18,503	17.6	41,575	5	44,031
Total	3,425	\$ 862,696	\$ 703,627	81.6	\$ 105,413	12.2	\$ 131,457	\$ 20	\$ 185,133
First Nations Casinos									
All Locations	5	\$ 191,037	\$ 149,459	78.2	\$ 24,639	12.9	\$ 45,077	\$ 7	\$ 62,023
Total All Facilities	3,430	\$ 1,053,733	\$ 853,086	81.0	\$ 130,052	12.3	\$ 176,534	\$ 27	\$ 247,156

1 Includes the total amount wagered on table games including the total poker rake from poker games (Maximum of \$5 per hand) and tournaments (10 per cent). The operator's fee from the poker rake is included under the expense column.

2 Electronic proceeds and Keno are the commissions paid to charities from electronic gaming.

2011–12

(\$ thousands)	Charity Licences	Total Gross ¹	Prizes/ Winnings	% of Gross	Expenses	% of Gross	Electronic Gaming Proceeds ²	Keno Proceeds ²	Proceeds to Charity
Traditional Casinos									
Calgary	1,095	\$ 375,567	\$ 303,530	80.8	\$ 45,430	12.1	\$ 43,970	\$ 8	\$ 70,585
Edmonton	917	352,080	292,380	83.0	37,129	10.5	46,123	8	68,702
All Other Locations	1,453	98,978	79,031	79.8	17,681	17.9	40,917	5	43,188
Total	3,465	\$ 826,625	\$ 674,941	81.7	\$ 100,240	12.1	\$ 131,010	\$ 21	\$ 182,475
First Nations Casinos									
All Locations	5	\$ 174,780	\$ 139,366	79.7	\$ 21,542	12.3	\$ 42,753	\$ 7	\$ 56,632
Total All Facilities	3,470	\$ 1,001,405	\$ 814,307	81.3	\$ 121,782	12.2	\$ 173,763	\$ 28	\$ 239,107

1 Includes the total amount wagered on table games including the total poker rake from poker games (Maximum of \$5 per hand) and tournaments (10 per cent). The operator's fee from the poker rake is included under the expense column.

2 Electronic proceeds and Keno are the commissions paid to charities from electronic gaming.

Pull Ticket

Highlights

Gross sales from pull tickets generated \$82.3 million in 2013–14 and returned \$57.5 million in prizes to players. Charities paid \$6.6 million in related expenses and earned \$18.2 million in proceeds.

Overview

Pull tickets – also called Nevada or break-open tickets – are an instant-win ticket. They have sealed windows or pull-tabs that open to reveal symbols, letters or numbers that correspond with a specific prize.

Generally, groups licensed to sell pull tickets must sell them from the premises where they provide services to the community in order to ensure that the charity carefully controls sales and protects ticket security.

The AGLC also allows charities to sell pull tickets from their program kiosks. Charities conducting events at licensed bingo halls can also sell pull tickets during their licensed bingo events. In this case, the proceeds are pooled monthly and allocated among the charities conducting bingo events during the period. The charity must arrange to buy pull tickets from a supplier registered with the AGLC. Tickets can only be sold by the charity and its volunteers.

Pull ticket proceeds summary

2013–14¹

(\$ thousands)	Charity Licences	Units Sold	Total Gross	Prizes/ Winning	% of Gross	Expenses	% of Gross	Proceeds to Charity	% of Gross
Licensed Bingo Facilities									
Calgary	4	17,771	\$ 13,737	\$ 9,504	69.2	\$ 1,317	9.6	\$ 2,916	21.2
Edmonton	6	33,275	24,702	17,198	69.6	1,937	7.8	5,567	22.5
All Other Locations	14	42,407	25,916	17,703	68.3	2,408	9.3	5,805	22.4
Total	24	93,453	\$ 64,355	\$ 44,405	69.0	\$ 5,662	8.8	\$ 14,288	22.2
Other Locations									
Calgary	30	2,684	3,699	2,739	74.0	160	4.3	800	21.6
Edmonton	21	458	764	541	70.8	35	4.6	188	24.6
All Other Locations	283	9,825	13,451	9,772	72.6	782	5.8	2,897	21.5
Total	334	12,967	\$ 17,914	\$ 13,052	72.9	\$ 977	5.5	\$ 3,885	21.7
Total All Facilities	358	106,420	\$ 82,269	\$ 57,457	69.8	\$ 6,639	8.1	\$ 18,173	22.1

¹ Proceeds for 2013–14 include 2013–14 actual results for pull-tickets sold in licensed bingo facilities and accrued results based on 2012–13 for pull-tickets sold in all other locations. See page 7 for additional information

2012–13¹

(\$ thousands)	Charity Licences	Units Sold	Total Gross	Prizes/ Winning	% of Gross	Expenses	% of Gross	Proceeds to Charity	% of Gross
Licensed Bingo Facilities									
Calgary	4	17,276	\$ 12,824	\$ 8,854	69.0	\$ 1,021	8.0	\$ 2,949	23.0
Edmonton	7	34,030	24,809	17,128	69.0	1,799	7.3	5,882	23.7
All Other Locations	17	49,219	29,085	19,876	68.3	2,051	7.1	7,158	24.6
Total	28	100,525	\$ 66,718	\$ 45,858	68.7	\$ 4,871	7.3	\$ 15,989	24.0
Other Locations									
Calgary	33	2,865	\$ 3,873	\$ 2,908	75.1	\$ 186	4.8	\$ 779	20.1
Edmonton	20	449	758	548	72.3	31	4.1	179	23.6
All Other Locations	294	11,029	14,518	10,548	72.7	991	6.8	2,979	20.5
Total	347	14,343	\$ 19,149	\$ 14,004	73.1	\$ 1,208	6.3	\$ 3,937	20.6
Total All Facilities	375	114,868	\$ 85,867	\$ 59,862	69.7	\$ 6,079	7.1	\$ 19,926	23.2

¹ Proceeds for 2012–13 include 2012–13 actual results for pull tickets sold in licensed bingo facilities and accrued results based on 2011–12 for pull tickets sold in all other locations. See page 7 for additional information.

2011–12¹

<i>(\$ thousands)</i>	Charity Licences	Units Sold	Total Gross	Prizes/ Winning	% of Gross	Expenses	% of Gross	Proceeds to Charity	% of Gross
Licensed Bingo Facilities									
Calgary	4	17,547	\$ 12,408	\$ 8,551	68.9	\$ 1,026	8.3	\$ 2,831	22.8
Edmonton	7	35,130	23,702	16,224	68.4	1,787	7.5	5,691	24.0
All Other Locations	17	49,582	27,574	18,829	68.3	2,006	7.3	6,739	24.4
Total	28	102,259	\$ 63,684	\$ 43,604	68.5	\$ 4,819	7.6	\$ 15,261	24.0
Other Locations									
Calgary	34	3,138	\$ 4,146	\$ 3,129	75.5	\$ 191	4.6	\$ 826	19.9
Edmonton	21	512	896	655	73.1	42	4.7	199	22.2
All Other Locations	334	10,128	14,625	10,640	72.8	863	5.9	3,122	21.3
Total	389	13,778	\$ 19,667	\$ 14,424	73.3	\$ 1,096	5.6	\$ 4,147	21.1
Total All Facilities	417	116,037	\$ 83,351	\$ 58,028	69.6	\$ 5,915	7.1	\$ 19,408	23.3

¹ Proceeds for 2011–12 include 2011–12 actual results for pull tickets sold in licensed bingo facilities and accrued results based on 2010–11 for pull tickets sold in all other locations. See page 7 for additional information.

Raffle

Highlights

In 2013–14, raffles generated \$168.2 million in gross sales and returned \$66.2 million in prizes to players. Charities paid \$36.2 million in related expenses and earned \$65.8 million in proceeds from these raffles.

Overview

A raffle is a lottery where prizes are awarded based on a random draw of tickets purchased by players. Prizes for raffles must be at least 20 per cent and expenses no more than 30 per cent of the total ticket value. Only approved expenses required to conduct the raffle may be deducted. Only licensed charitable or religious groups can conduct raffles. Examples of raffles are: 50/50 draws, home lotteries, car and cash raffles, and sports raffles such as hockey pools. There are two types of licences: one for raffles with a total ticket value greater than \$10,000, and one for raffles under \$10,000. Eligibility for both types of raffle licences is determined by the AGLC. The AGLC issues licences for raffles with the larger ticket value, while Alberta registry agents can issue licences for the smaller amounts. Eligible charitable and religious organizations can also apply for raffle licences under \$10,000 online using their AGLC internet account. For more information on the AGLC internet account see page 9 of this report. Charities must be registered with the AGLC for both kinds of raffles.

Raffle proceeds summary

2013–14¹

(\$ thousands)	Charity Licences	Total Gross	Prizes/ Winnings	% of Gross	Expenses	% of Gross	Proceeds to Charity	% of Gross
Raffles Over \$10,000								
Calgary	57	\$ 42,136	\$ 17,668	41.9	\$ 12,603	29.9	\$ 11,865	28.2
Edmonton	55	35,986	17,256	48.0	10,201	28.3	8,529	23.7
All Other Locations	225	69,806	25,260	36.2	12,806	18.3	31,740	45.5
Total	337	\$ 147,928	\$ 60,184	40.7	\$ 35,610	24.1	\$ 52,134	35.2
Raffles Under \$10,000								
Calgary	1,698	\$ 3,682	\$ 724	19.7	\$ 99	2.7	\$ 2,859	77.6
Edmonton	1,644	2,542	766	30.1	57	2.2	1,719	67.6
All Other Locations	6,363	14,084	4,567	32.4	394	2.8	9,123	64.8
Total	9,705	\$ 20,308	\$ 6,057	29.8	\$ 550	2.7	\$ 13,701	67.5
Total All Facilities	10,042	\$ 168,236	\$ 66,241	39.4	\$ 36,160	21.5	\$ 65,835	39.1

¹ Proceeds for 2013–14 include 2013–14 actual results for raffles with gross sales under \$10,000 and accrued results based on 2012–13 for raffles with gross sales over \$10,000. See page 7 for additional information.

2012–13¹

(\$ thousands)	Charity Licences	Total Gross	Prizes/ Winnings	% of Gross	Expenses	% of Gross	Proceeds to Charity	% of Gross
Raffles Over \$10,000								
Calgary	48	\$ 39,133	\$ 18,066	46.2	\$ 11,580	29.6	\$ 9,487	24.2
Edmonton	49	34,693	17,005	49.0	10,367	29.9	7,321	21.1
All Other Locations	188	49,790	19,844	39.9	9,978	20.0	19,968	40.1
Total	285	\$ 123,616	\$ 54,915	44.4	\$ 31,925	25.8	\$ 36,776	29.8
Raffles Under \$10,000								
Calgary	1,595	\$ 3,543	\$ 751	21.2	\$ 155	4.4	\$ 2,637	74.4
Edmonton	1,646	2,562	740	28.9	91	3.6	1,731	67.5
All Other Locations	6,412	14,119	4,488	31.8	459	3.3	9,172	64.9
Total	9,653	\$ 20,224	\$ 5,979	29.6	\$ 705	3.5	\$ 13,540	66.9
Total All Facilities	9,938	\$ 143,840	\$ 60,894	42.3	\$ 32,630	22.7	\$ 50,316	35.0

¹ Proceeds for 2012–13 include 2012–13 actual results for raffles with gross sales under \$10,000 and accrued results based on 2011–12 for raffles with gross sales over \$10,000. See page 7 for additional information.

2011–12¹

<i>(\$ thousands)</i>	Charity Licences	Total Gross	Prizes/ Winnings	% of Gross	Expenses	% of Gross	Proceeds to Charity	% of Gross
Raffles Over \$10,000								
Calgary	56	\$ 34,842	\$ 15,628	44.9	\$ 9,907	28.4	\$ 9,307	26.7
Edmonton	53	55,962	23,814	42.6	16,302	29.1	15,846	28.3
All Other Locations	169	31,627	16,734	52.9	7,072	22.4	7,821	24.7
Total	278	\$ 122,431	\$ 56,176	45.9	\$ 33,281	27.2	\$ 32,974	26.9
Raffles Under \$10,000								
Calgary	1,287	\$ 2,796	\$ 596	21.3	\$ 87	3.1	\$ 2,113	75.6
Edmonton	1,514	2,468	709	28.7	105	4.3	1,654	67.0
All Other Locations	5,138	11,318	3,543	31.3	552	4.9	7,223	63.8
Total	7,939	\$ 16,582	\$ 4,848	29.2	\$ 744	4.5	\$ 10,990	66.3
Total All Facilities	8,217	\$ 139,013	\$ 61,024	43.9	\$ 34,025	24.5	\$ 43,964	31.6

¹ Proceeds for 2011–12 include 2011–12 actual results for raffles with gross sales under \$10,000 and accrued results based on 2010–11 for raffles with gross sales over \$10,000. See page 7 for additional information.

Licence fees

Licence fee per type of event

Bingo	At a licensed bingo facility	\$30 per event
	Not at a licensed bingo facility	
	Events with yearly sales of \$150,000 or less	No charge
	Events with yearly sales of over \$150,000	\$30 per event
Casino	Not at fairs or exhibitions	\$15 per table per day (excludes poker)
	At fairs or exhibitions	\$35 per table per day (excludes poker)
Pull ticket		\$10 per set of sealed, boxed or bagged tickets
Raffle	Less than \$10,000	No charge ¹
	More than \$10,000 but less than \$100,000 total ticket value	\$150
	More than \$100,000 but less than \$1 million total ticket value	\$500
	\$1 million or more	\$1,000
	Authorizing lottery scheme involving prize bonds	\$10,000

¹ Licences for raffles under \$10,000 which are issued from Alberta registry agents include an administration fee charged by the registry agent to process the licence application

Facility licence fees¹

Bingo facility licence	Class A Facility	No charge
	Class B Facility	\$500
Casino facility licence		\$500

¹ The AGLC receives facility licence fees directly from the facility operator.

Licence fees collected

(\$ thousands)	Bingo Events	Casino Events	Pull Tickets	Raffles	Total Fees Collected
2009-10	\$ 625	\$ 1,655	\$ 1,062	\$ 93	\$ 3,435
2010-11	590	1,653	710	90	3,043
2011-12	584	1,632	669	93	2,978
2012-13	584	1,624	685	95	2,988
2013-14	517	1,616	639	99	2,871

Contact information

For more information on charitable gaming, eligibility, use of proceeds or the GAIN program, please contact the AGLC by phone during business hours, or by fax or by email anytime.

AGLC Offices

Remember you can dial 310-0000 toll-free to access any of these offices. Also check out the AGLC website at aglc.ca.

St. Albert

50 Corriveau Avenue
St. Albert, AB T8N 3T5
TEL 780-447-8600 or
1-800-272-8876

Red Deer

3, 7965-49 Avenue
Red Deer, AB T4P 2V5
TEL 403-314-2656

Lethbridge

3103 – 12 Avenue N
Lethbridge, AB T1H 5P7
TEL 403-331-6500

Calgary

110, 6715 – 8 Street NE
Calgary, AB T2E 7H7
TEL 403-292-7300 or
1-800-372-9518

Grande Prairie

Suite 100, 11039 78 Avenue
Grande Prairie, AB T8W 2J7
TEL 780-832-3000

Charitable Gaming Licensing forms, the Charitable Gaming Policies Handbook, Bingo and Raffle Policies and the Host First Nations Charitable Casino Policies Handbook are available on the AGLC website at aglc.ca

If you have questions

Charitable gaming licensing forms, the Charitable Gaming Policies Handbook, and the Host First Nations Charitable Casino Policies Handbook are available on the AGLC website at aglc.ca.

I have...	About...	May I speak to...
Bingo questions	Bank Accounts, Financial Reporting Licensing, Use of Proceeds	A Bingo Financial Review Clerk A Bingo Licensing Clerk
Casino questions	Bank Accounts, Financial Reporting Licensing, Use of Proceeds	A Casino Financial Review Clerk A Casino Licensing Clerk
Host First Nation questions	Bank Accounts, Financial Reporting Licensing, Use of Proceeds	A Casino Financial Review Clerk A Casino Licensing Clerk
Pull ticket questions	Bank Accounts, Financial Reporting Licensing, Use of Proceeds	A Pull Ticket Financial Review Clerk A Pull Ticket Licensing Clerk
Raffle questions	Bank Accounts, Financial Reporting Licensing, Use of Proceeds	A Raffle Financial Review Clerk A Raffle Licensing Clerk
GAIN program questions	Additional Information Registration Questions	The GAIN Program Administrator The GAIN Program Administrator
Eligibility questions	Eligibility for gaming licences	An Eligibility Analyst

Additional copies of this publication or the annual report for the AGLC are available on the AGLC's website at aglc.ca or by contacting:

Alberta Gaming and Liquor Commission

Strategic Communications



@AGLCdotCA



<https://www.facebook.com/pages/AGLC/270165989793659>



<http://www.youtube.com/user/AGLCdotCA>

TOLL FREE 1-800-272-8876

50 Corriveau Avenue
St. Albert, AB T8N 3T5
780-447-8600

If gambling is a concern for you or someone you know, please call the Alberta Health Services.

Addiction Help-Line, toll-free at 1-866-332-2322 (24 hours a day). Information and support is completely confidential.



ISBN 978-1-4601-2225-9

Printed in Canada

